



QUEST SOFTECH (INDIA) LIMITED

75/76, Mittal Court, C-Wing, 7th Floor, Nariman Point, Mumbai - 400 021, India.

Phone : +91 22 6179 8002 • Fax : +91 22 6179 8045 • E-mail : qsil@questprofin.co.in

Website : questsoftech.co.in • CIN - L72200MH2000PLC125359

Date: 16th September, 2020

To,

BSE Limited

Listing Department,

Phiroze Jeejeebhoy Towers

Dalal Street; Fort

Mumbai 400 001

Dear Sir/Madam,

Script Code: **535719**

CIN: **L72200MH2000PLC125359**

Sub: Newspaper Advertisement pursuant to Regulation 47 of SEBI (Listing Obligations and Disclosure Requirements) Regulations, 2015.

In compliance with Regulation 47 of SEBI (Listing Obligations and Disclosure Requirements) Regulations, 2015, we are enclosing herewith the copy of newspaper advertisement of the financial results for the quarter ended June 30, 2020 published in Financial Express (English Newspaper) and Mumbai Lakshadeep (Marathi Newspaper) on September 16, 2020 for your reference.

Kindly take the same on your record and oblige.

Yours truly,

For Quest Softech (India) Limited

Akshay Hegde

Company Secretary & Compliance Officer

Encl: a/a

CINERAD COMMUNICATIONS LIMITED

Subot Dutt Building, 13, Brabourne Road, Kolkata 700 001.
Telephone : 033 2231 5686,
E-mail : cinerad@response.in, Website : www.cineradcommunications.com
CIN : L92100WB1986PLC218825

STATEMENT OF UN-AUDITED STANDALONE FINANCIAL RESULTS FOR THE QUARTER ENDED JUNE 30, 2020 (Rs. in Lakhs)

PARTICULARS	Quarter ended June 30, 2020 (Un-Audited)	Quarter ended March 31, 2020 (Audited)	Quarter ended June 30, 2019 (Un-Audited)	Year ended March 31, 2020 (Audited)
	(Un-Audited)	(Audited)	(Un-Audited)	(Audited)
Total income from operations (net)	3.527	2.236	2.363	9.525
Net Profit / (Loss) from ordinary activities after tax	-2.346	-2.261	-3.363	-5.568
Net Profit / (Loss) for the period after tax (after Extraordinary items)	-2.346	-2.261	-3.363	-5.568
Equity Share Capital	520.000	520.000	520.000	520.000
Reserves (excluding Revaluation Reserve as shown in the Balance Sheet of Previous year)	0.000	0.000	0.000	-383.922
Earnings Per Share (before extraordinary items) (of Rs. 10/- each)				
Basic :	-0.045	-0.043	-0.065	-0.109
Diluted :	-0.045	-0.043	-0.065	-0.109
Earnings Per Share (after extraordinary items) (of Rs. 10/- each)				
Basic :	-0.045	-0.043	-0.065	-0.109
Diluted :	-0.045	-0.043	-0.065	-0.109

Note :
The above is an extract of the detailed format of Standalone Unaudited Financial Results for the Quarter ended 30.06.2020 filed with the Stock Exchange under Regulation 33 of the SEBI (Listing Obligations and Disclosure Requirements) Regulations, 2015. The full format of the Financial Results for the Quarter ended 30.06.2020 is available on the Company's and Stock Exchange websites.

Company's website : <http://www.cineradcommunications.com/Unaudited-financial-results.htm>

BSE Limited : www.bseindia.com

Notes :
1) The said financial results were reviewed by the Audit Committee and were thereafter approved by the Board of Directors of the Company at their respective meetings held on 15th September, 2020.

2) In accordance with the requirements under Regulation 33 of the SEBI (Listing Obligations and Disclosure Requirements) Regulations, 2015, the Statutory Auditors have performed a limited review of the financial results of Cinerad Communications Limited for the quarter ended 30th June 2020. There are no qualifications in the limited review report issued for the said period.

For and on behalf of the Board of
Cinerad Communications Limited

SD/-
Pradeep Kumar Daga

Director
DIN : 00080515

Place : Kolkata

Date : 15.09.2020

SVA India Limited

CIN: L51909MH1981PLC281775
162-C, Mittal Tower, Nariman Point, Mumbai- 400021.

UNAUDITED FINANCIAL RESULTS FOR THE QUARTER ENDED JUNE 30, 2020 (Rs. in Lakhs except EPS)

Particulars	Quarter ended June 30, 2020 (Unaudited)	Quarter ended June 30, 2019 (Unaudited)	Year ended March 31, 2020 (Audited)
	(Unaudited)	(Unaudited)	(Audited)
Total income from operations (net)	11.00	37.92	195.69
Net Profit / (Loss) from ordinary activities after tax	-1.45	5.10	-19.9
Net Profit / (Loss) for the period after tax (after Extraordinary items)	-1.45	5.10	-19.9
Paid-up Equity Share Capital	330.26	330.26	330.26
Reserves excluding Revaluation Reserve as per Balance Sheet			
Earnings Per Share (before extraordinary items) (of Rs. 10/- each)			
Basic & Diluted:	-0.04	0.15	-0.60
Earnings Per Share (after extraordinary items) (of Rs. 10/- each)			
Basic & Diluted:	-0.04	0.15	-0.60

Note:
The above is an extract of the detailed format of Unaudited Financial Results for the quarter ended on June 30, 2020, filed with the Stock Exchange under Regulation 33 of the SEBI (Listing and Other Disclosure Requirements) Regulations, 2015. The full format of the Unaudited Financial Results for the quarter ended on June 30, 2020, is available on the BSE's websites: www.bseindia.com and on the Company's website: www.svaindia.com

For and on behalf of the Board
SVA India Ltd

Sd/-
Director

Place : Mumbai

Date : September 15, 2020

SHREE NIDHI TRADING CO. LTD.

CIN : L67120WB1982PLC035305
Regd. Office : 7, Lyons Range, 3rd Floor, Room No. 9 & 10, Kolkata - 700001
Dial : +918443007953, Email : shreenidhi@yahoo.com,
Website : www.shreenidhitrading.com

EXTRACT OF STANDALONE UNAUDITED FINANCIAL RESULTS FOR THE QUARTER ENDED ON JUNE 30, 2020 (Rs. in Lacs)

Sl No	Particulars	Quarter ended 30/06/20 (Unaudited)	Twelve Months ended on 31/03/20 (Audited)	Quarter ended on 30/06/19 (Unaudited)
		(Unaudited)	(Audited)	(Unaudited)
1.	Total Income from Operations	5.28	39.60	10.43
2.	Net Profit / (Loss) for the period (before Tax, Exceptional and/or Extraordinary items)	(4.92)	(8.18)	0.16
3.	Net Profit / (Loss) for the period before tax (after Exceptional and/or Extraordinary items)	(4.92)	(8.18)	0.16
4.	Net Profit / (Loss) for the period after tax (after Exceptional and/or Extraordinary items)	(4.92)	(8.18)	0.12
5.	Equity Share Capital	779.37	779.37	779.37
6.	Reserves (excluding Revaluation Reserve as shown in the Audited Balance Sheet of previous year)	-	274.72	0.00
7.	Earnings Per Share (of Rs. 10/- each) (for continuing and discontinued operations) -			
a. Basic :		-0.06	(0.10)	0.00
b. Diluted :		-0.06	(0.10)	0.00

NOTES:

- The above results were approved and taken on record by the Audit Committee and Board of Directors at their meeting held on 15th September, 2020. The Statutory Auditors have carried out a Limited Review of the above Financial Results.
- Figures have been re-grouped/re-arranged/re-classified wherever necessary.
- The above is an extract of the detailed format of Quarterly Unaudited Financial Results filed with the Stock Exchanges under Regulation 33 of the SEBI (Listing Obligations and Disclosure Requirements) Regulations, 2015. The full format of the Quarterly Unaudited Financial Results are available on the Stock Exchanges websites viz., BSE Limited (<http://www.bseindia.com>) and Calcutta Stock Exchange Limited (<http://www.cse-india.com>) and on the Company's website (<http://www.shreenidhitrading.com/financial-results.html>)

By order of the Board
For **SHREE NIDHI TRADING CO. LTD.**

Tanumay Laha
Managing Director

DIN : 01731277

Place: Kolkata

Date : 15th September, 2020

QUEST FINANCIAL SERVICES LIMITED

CIN : L65933WB1980PLC033060
Regd. Office : "Centre point", 2nd Floor, Room No. 230, 21, Hemanta Basu Sarani
Kolkata - 700 001, Phone : No.+919831526324,
E-Mail ID : investorsquestfinancial@yahoo.co.in, Website : www.questfinancial.in

EXTRACT OF STATEMENT OF STANDALONE UNAUDITED FINANCIAL RESULTS FOR THE QUARTER ENDED ON JUNE 30, 2020 (Rs. in Lacs)

Sl No	Particulars	Quarter ended on 30/06/20 (Unaudited)	Twelve Months ended on 31/03/20 (Audited)	Quarter ended on 30/06/19 (Unaudited)
		(Unaudited)	(Audited)	(Unaudited)
1.	Total Income from Operations	3.46	15.76	5.80
2.	Net Profit / (Loss) for the period (before Tax, Exceptional and/or Extraordinary items)	-0.62	(48.45)	(5.28)
3.	Net Profit / (Loss) for the period before tax (after Exceptional and/or Extraordinary items)	-0.62	(48.45)	(5.28)
4.	Net Profit / (Loss) for the period after tax (after Exceptional and/or Extraordinary items)	-0.62	(48.45)	(5.28)
5.	Other Comprehensive Income	0	(17.90)	-
6.	Total Comprehensive Income For the Period	-0.62	(66.35)	(5.28)
7.	Earnings Per Share (of Rs. 10/- each) (for continuing and discontinued operations) -			
a. Basic :		0.00	(0.02)	0.00
b. Diluted :		0.00	(0.02)	0.00

NOTES:

- The above results were approved and taken on record by the Audit Committee and Board of Directors at their meeting held on September 15, 2020. The Statutory Auditors have carried out a Limited Review of the above Financial Results.
- Figures have been re-grouped/re-arranged/re-classified wherever necessary.
- The above is an extract of the detailed format of Quarterly Unaudited Financial Results filed with the Stock Exchanges under Regulation 33 of the SEBI (Listing Obligations and Disclosure Requirements) Regulations, 2015. The full format of the Quarterly Unaudited Financial Results are available on the Stock Exchanges websites viz., BSE Limited (<http://www.bseindia.com>) and Calcutta Stock Exchange Limited (<http://www.cse-india.com>) and on the Company's website (<http://www.questfinancial.in/financial-results.html>)

By order of the Board
For **QUEST FINANCIAL SERVICES LTD.**

Bijay Kumar Agarwal
Director

DIN: 00634259

Place: Kolkata

Date : 15th September, 2020

THIRANI PROJECTS LIMITED

Regd. Office : Subot Dutt Building, 13, Brabourne Road, Kolkata-700 001
Telephone : 033 2242 1536,
E-mail : info@thiraniprjects.com, Website : www.thiraniprjects.com
CIN : L45209WB1983PLC036538

STATEMENT OF UNAUDITED STANDALONE FINANCIAL RESULTS FOR THE QUARTER ENDED JUNE 30, 2020 (Rs. in Lakhs)

PARTICULARS	Quarter ended June 30, 2020 (Un-Audited)	Quarter ended March 31, 2020 (Audited)	Quarter ended June 30, 2019 (Un-Audited)	Year ended March 31, 2020 (Audited)
	(Un-Audited)	(Audited)	(Un-Audited)	(Audited)
Total income from operations (net)	25.105	22.337	24.330	95.070
Net Profit / (Loss) from ordinary activities after tax	22.447	1.537	16.092	-6.488
Net Profit / (Loss) for the period after tax (after Extraordinary items)	22.447	1.537	16.092	-6.488
Equity Share Capital	2021.288	2021.288	2021.288	2021.288
Reserves (excluding Revaluation Reserve as shown in the Balance Sheet of Previous year)	0.000	0.000	0.000	89.756
Earnings Per Share (before extraordinary items) (of Rs. 10/- each)				
Basic :	0.111	0.008	0.080	-0.032
Diluted :	0.111	0.008	0.080	-0.032
Earnings Per Share (after extraordinary items) (of Rs. 10/- each)				
Basic :	0.111	0.008	0.080	-0.032
Diluted :	0.111	0.008	0.080	-0.032

Note :
The above is an extract of the detailed format of Financial Results for the Quarter ended 30.06.2020 filed with the Stock Exchange under Regulation 33 of the SEBI (Listing Obligations and Disclosure Requirements) Regulations, 2015. The full format of the Financial Results for the Quarter ended 30.06.2020 is available on the Stock Exchange websites.

Company's website : <http://www.thiraniprjects.com/financial-result.php>

BSE Limited : www.bseindia.com

Notes :
1) The said financial results were reviewed by the Audit Committee and were thereafter approved by the Board of Directors of the Company at their respective meetings held on 15th September 2020.

2) In accordance with the requirements under Regulation 33 of the SEBI (Listing Obligations and Disclosure Requirements) Regulations, 2015, the Statutory Auditors have performed a limited review of the financial results of Thirani Projects Limited for the quarter ended 30th June 2020. There are no qualifications in the limited review report issued for the said period.

For and on behalf of the Board of
Thirani Projects Limited

SD/-
Utpal Dey

Managing Director
DIN : 06931935

Place : Kolkata

Date : 15.09.2020

CLASSIFIEDS

BUSINESS

SHARES & STAKES

We buying / listed / unlisted all companies demat shares, (All objections / pending / IEPF / duplicate / share transfer services provided ..)Contact - 8291225710, 9619315362. 0070714299-2

PERSONAL

THANKSGIVING

HOLY Spirit thou who makes me see every-thing and shows me the way to reach my ideals, you who give me the divine gift to forgive and forget the wrong that is done unto me and who is in all instances of my life with me, I in this short dialogue want to thank you for everything and confirm once more that I do not want to be separated from you. No matter how great the material desire may be I want to be with you and my loved ones in your perpetual glory forever Amen. - ZD'silva. 0070714176-1

"IMPORTANT"

Whilst care is taken prior to acceptance of advertising copy, it is not possible to verify its contents. The Indian Express (P) Limited cannot be held responsible for such contents, nor for any loss or damage incurred as a result of transactions with companies, associations or individuals advertising in its newspapers or Publications. We therefore recommend that readers make necessary inquiries before sending any monies or entering into any agreements with advertisers or otherwise acting on an advertisement in any manner whatsoever.

S. E. RAILWAY - TENDER

e-Tenders are invited by Chief Engineer (Con)/I/GRC, S.E.Railway for and on behalf of the President of India for the following works. Following tenders have been uploaded on website www.ireps.gov.in The tender will be closed at 12.00 hrs. on closing date. **Sl. No. & e-Tender Notice No. ; Brief Description of Work; Approximate Cost; EMD : (1) 4221-GRC-CE-C-01-36-2020, dated 15.09.2020;** Supply and loading of 50 mm machine crushed hard stone track ballast into any type of Railway Wagon/Hopper at Pakur/Baharwa/Bakudih/Taljhari/Sahibganj/Pinargaria Quarters for Halia-Orga section in connection with doubling work between Halia and Bandamunda section (Measurement will be done at destination); ₹ 6.54 Crore; ₹ 4,77,000/-, **(2) 4227-GRC-CE-C-II-41-2020, dated 15.09.2020;** Supply, fabrication, assembly and erection launching of steel girders including side pathways for major bridge no. 59 of span (1+30.5m open web girder) at Km 46/24-26 including side pathway for 11 nos. major bridges in Rourkela-Jharuguda 3rd line section in Chakradharpur Division of S.E.Railway; ₹ 2.79 Crore; ₹ 2,89,500/-, **Completion Period :** 12 months for sl. no. 1 and 08 months for sl. no. 2. **Closing Date :** 06.10.2020 for sl. no. 1 and 07.10.2020 for sl. no. 2. Interested tenderers may visit website www.ireps.gov.in for full detail/ description/specification of the tenders and submit their bids online. In no case manual tenders for these items will be accepted. **N.B.:** Prospective Bidders may regularly visit www.ireps.gov.in to participate in all other tenders. **(PR-251)**

NIT No. : ST-PROJ-ADA-32DT-10-09-20, dated 10.09.2020. Open e-Tender is invited by Dy. Chief Signal & Telecom Engineer (Project), S.E.Railway, Adra for and on behalf of President of India for the following work : **Name of the Work :** Provision of design, manufacture, supply, installation, testing and commissioning of Electronic Interlocking System including installation, testing and commissioning of related indoor and outdoor equipment, laying of various cables, various track circuiting, construction of service buildings and electrification of service building including power connections for Electronic Interlocking System at Illoo, Torang, Suisa, Latemda & Jhimri stations in Ranchi Division & Sanka station in Adra Division of S.E. Railway. **Advertised Value of Tender :** ₹ 33,00,19,815.72/-, **Earnest Money :** ₹ 18,00,100/-, **Tender Document Cost :** ₹ 10,000/-, **Tender Closing Date & Time :** 07.10.2020 upto 11.00 hrs. Detailed of above Tender Notice is available on website www.ireps.gov.in **(PR-252)**

SHIVAGRICO IMPLEMENTS LIMITED

CIN: L28910MH1979PLC021212
Regd. Office : A-1, Gr. Floor, Adnath Apartment 281, Tardao Road, Mumbai 400007
(T)+91 22 2893022 / 23 Emailid : shivimpl@shivagrigo.com Website : www.shivagrigo.com
EXTRACT OF STANDALONE UN AUDITED FINANCIAL RESULTS FOR THE QUARTER ENDED 30TH JUNE, 2020 (In terms of Regulations 47 (1)(b) of the SEBI (Listing Obligations and Disclosure Requirements) Regulations, 2015.)

PARTICULARS	Quarter ended as on 30-06-2020 (Unaudited)	Quarter ended as on 31-03-2020 (Audited)	Quarter ended as on 30-06-2019 (Unaudited)	Year ended as on 31-03-2020 (Audited)
	(Unaudited)	(Audited)	(Unaudited)	(Audited)
Total Income from operations (Net)	558.05	595.52	591.61	2,540.12
Net Profit / (Loss) for the period (before tax, exceptional items and for Extraordinary items	(47.28)	1.84	(30.75)	(40.65)
Net Profit / (Loss) for the period before tax (after exceptional items and for Extraordinary items)	(47.28)	1.84	(30.75)	(40.65)
Net Profit / (Loss) for the period after tax (after exceptional items and for Extraordinary items	(37.01)	(11.44)	0.92	(44.62)
Total comprehensive income for the period (comprising profit / loss for the period (after tax) and other comprehensive income (after tax)	(37.01)	(20.46)	0.92	(53.64)
Equity Share Capital	501.36	501.36	501.36	501.36
Reserves (excluding revaluation reserve) as shown in the audited Balance Sheet of the previous year	-	-	-	109.26
Earning Per Share (of Rs. 10/- each) from continuing operations				
Basic:	(0.74)	(0.23)	0.02	(0.89)
Diluted :	(0.74)	(0.23)	0.02	(0.89)

The above is an extract of the detailed format of quarterly Results for the period ended on 30th June, 2020 filed with the stock exchange (BSE Limited) under Regulation 33 of the SEBI (Listing Obligations and Disclosure Requirements) Regulations, 2015. The full format of the quarterly Financial Results are available in the "Investors" section of the company's website (www.shivagrigo.com) and on the stock exchange (www.bseindia.com)

For shivagrigo Implements Limited

Sd/-
Vimal Chand M Jain

Place : Mumbai

Date : 14-09-2020

QUEST SOFTECH (INDIA) LIMITED

CIN: L72200MH2000PLC125359

Regd. Office: C-75/76, 7th Floor, Plot No-224, C Wing, Mittal Court, Jammal Bajaj Marg, Nariman Point, Mumbai 400021.
Tel: 022-68651155/1166 Fax: 022-61798045 Email: info@questsofttech.co.in Website : www.questsofttech.co.in

UNAUDITED FINANCIAL RESULTS FOR THE QUARTER ENDED JUNE 30, 2020 (Rupees in Lakhs, except per share data)

Sr. No.	Particulars	Quarter ended June 30, 2020 (Unaudited)	Quarter ended March 31, 2020 (Audited)	Quarter ended June 30, 2019 (Unaudited)	Year ended March 31, 2020 (Audited)
		(Unaudited)	(Audited)	(Unaudited)	(Audited)
1.	Total income from operations	-	6.00	-	6.00
2.	Net Profit/(Loss) for the period (before tax and exceptional items)	(2.60)	2.84	(2.11)	(5.97)
3.	Net Profit/(Loss) for the period before tax (after exceptional items)	(2.60)	2.84	(2.11)	(5.97)
4.	Net Profit/(Loss) for the period after tax (after exceptional items)	(1.95)	(0.13)	(2.65)	(5.84)
5.	Total comprehensive income for the period	(1.95)	(0.13)	(2.65)	(5.84)
6.	Paid up Equity Share Capital (Face Value of Rs. 10/- each)	1000.00	1000.00	1000.00	1000.00
7.	Earning Per Share (EPS) -				
a) Basic		(0.019)	(0.0013)	(0.027)	(0.058)
b) Diluted		(0.019)	(0.0013)	(0.027)	(0.058)

Notes:
1. The above financial results have been reviewed by the Audited Committee and approved by the Board of Directors at its meeting held on September 15, 2020.
2. The above extract of the detailed format for Quarterly Financial Results filed with the Stock Exchange under Regulations 33 of the SEBI (Listing Obligations and Disclosure Requirements) Regulations, 2015. Detailed Quarterly Financial Results in the prescribed format are available on the website of Stock Exchange (www.bseindia.com) and the Company (www.questsofttech.co.in).

For and on behalf of the Board of Directors
Quest Softech (India) Limited

Sd/-
Akshay Hegde

हरिकिसन मणियार यांचे निधन

अहमदनगर, दि.१९ (हिंदूस्थान सङ्गचार) : नगर शहरातील दाळमंडईतील रहिवासी आणि मेघनंद मसाले व कोल्डस्टोअरजे उद्योग समूहाचे भागीदार संतालक हरिकिसन गंगागिसन मणियार (वय) यांचे अल्पशा आजाराने वैद्यकीय उपचार सुरू असतानाच खाजगी रुग्णालयात निधन झाले.स्टेशन रोड वरील लोखंडी पुलाजवळच्या 'सन्धानभूमीत त्यांच्या पार्श्विचार शोकाकूल वातावरणात अत्यंतसंरकार करण्यात आले.नंदलाल मणियार यांचे ते लहान बंधू व सीए किरण मणियार यांचे ते वडिल होते.

Sl. No.	Particulars	Rs. in Lacs		
		Quarter ending 30 th June, 2026	Year Ending 31 st March, 2026	Quarter ending 30 th June, 2019
1.	Total Income from Operations	52.10	3409.45	1628.49
2.	Net Profit / (Loss) for the period (before Tax, Exceptional and/or Extraordinary Items)	(35.13)	(1541.14)	(34.49)
3.	Net Profit / (Loss) for the period before tax (after Exceptional and/or Extraordinary Items)	(35.13)	(1541.14)	(34.49)
4.	Net Profit / (Loss) for the period after tax (after Exceptional and/or Extraordinary Items)	(34.44)	(1539.80)	(33.67)
5.	Total Comprehensive Income for the period (Comprising Profit / (Loss) for the period (after Exceptional and/or Extraordinary Items)	(34.44)	(1539.80)	(33.67)
6.	Equity Share Capital	1710.00	1710.00	1710.00
7.	Reserves (excluding Revaluation Reserve) as shown in the Audited Balance Sheet of the previous year	(2555.82)	(2521.38)	(1015.26)
8.	Earnings Per Share (for continuing and discontinued operations) -			
a.	1. Basic	(0.20)	(9.00)	(0.20)
b.	2. Diluted:			

a) The above is an extract of the detailed format of Quarterly/Annual Financial Results filed with the Stock Exchanges under Regulation 33 of the SEBI (Listing and Other Disclosure Requirements) Regulations, 2015. The full format of the Quarterly/Annual Financial Results can be accessed on the websites of the Stock Exchanges and the listed entity (www.sebi.com/sebiportal).

b) The above information has been recommended by Audit Committee and approved by the Board of Directors at their respective meeting held on Sept 15, 2020.


c) The Impact on net profit / loss, total comprehensive income or any other relevant financial item(s) due to change(s) in the above information is/are considered by means of a footnote.

d) - Exceptional and Extraordinary items adjusted in the Statement of Profit and Loss in accordance with Ind-AS Rules / AS Rules, whichever is applicable.

RANDER CORPORATION LIMITED CIN: L64203MH1993PLC075812 Reg. Office: 14/15, Madhav Kripa, Bolmar Palghar Road, Bolmar (W), Palghar-401501 Tel. No.: 022-28935838 Email ID: info@randergroup.com				
EXTRACT OF UNAUDITED FINANCIAL RESULTS FOR THE QUARTER ENDED 30th JUNE, 2020				
				(₹ in Lacs)
Sr. No.	Particulars	Quarter Ended 30/06/2020	Previous Quarter Ended 31/03/2020	Quarter Ended 30/06/2019
1	Total income from operations	0.17	34.94	0.1
2	Net Profit / (Loss) for the period (before Tax, Exceptional and/or Extraordinary items)	0.15	1.74	0.1
3	Net Profit / (Loss) for the period before tax (after Exceptional and/or Extraordinary items)	0.15	1.74	0.1
4	Net Profit / (Loss) for the period after tax (after Exceptional and/or Extraordinary items)	0.11	1.03	0.1
5	Total Comprehensive Income for the period [Comprising Profit / (Loss) for the period (after tax) and Other Comprehensive Income (after tax)]	0.11	1.10	NI
6	Equity Share Capital	1233.70	1233.70	1233.7
7	Reserves (excluding Revaluation Reserve as shown in the Balance Sheet of previous year)	763.87	765.76	764.6
8	Earnings Per Share (before extraordinary items) (of Rs. 10/- each)			
	Basic :	0.00	0.01	0.0
	Diluted:	0.00	0.01	0.0

Notes : a) The above is an extract of the detailed format of Quarterly Results filed with the Stock Exchanges under Regulation 33 of the SEBI (Listing and Other Disclosures Requirements) Regulations, 2015. The full format of the Quarterly Financial Results is available on the www.bseindia.com and www.randergroup.com

For RANDER CORPORATION LT
S
JITESH RANDE
(Director



VIKSIT ENGINEERING LIMITED

CIN : L99999MH1983PLC029321

**Regd. Off. : Room No. 1-2, Kapadia Chambers, 51 Bharuch Street,
Masjid Bunder (E), Mumbai (MH.) - 400009.**

EXTRACT OF UNAUDITED FINANCIAL RESULTS FOR THE QUARTER ENDED 30th JUNE, 2020

(Rs. in Lacs except EPS)

Particulars	Quarter Ended		Nine Month Ended
	30.06.2020 (Unaudited)	30.06.2019 (Unaudited)	31.03.2020 (Audited)
Total income from operations (Net)	-	-	-
Net Profit / (Loss) for the period (Before Tax, exceptional and/or Extraordinary items)	(4.70)	(7.81)	(26.92)
Net Profit / (Loss) for the period before tax (After exceptional and/or Extraordinary items)	(4.70)	(24.21)	(103.98)
Net Profit / (Loss) for the period after tax (After exceptional and/or Extraordinary items)	(4.70)	(19.46)	(103.98)
Total Comprehensive Income for the period [Comprising Profit/(Loss) for the period (after tax) and Other Comprehensive Income (after Tax)]	(4.70)	(19.46)	(103.98)
Equity Share Capital	24.90	24.90	24.90
Reserves (excluding Revaluation Reserve as shown in the Balance Sheet of previous year)	-	-	-
Earnings Per Share (of Rs. 10/- each) (for continuing and discontinued operations)			
1. Basic:	(1.89)	(7.82)	(41.76)
2. Diluted:	(1.89)	(7.82)	(41.76)

Notes :

The aforesaid is an extract of the detailed format of Unaudited Financial Results for the quarter ended 30th June, 2020 filed with the stock exchange under Regulation 33 of the SEBI (Listing Obligations and Disclosure Requirements) Regulations, 2015. The full format of the Unaudited Financial Results is available on the stock exchange website, www.bseindia.com, and on the Company's website.

**By the order of the Board
Sd/-**

Raghunandan Khandelwal

Managing Director

DIN : 00401113

Date : 14th September, 2020

Place : Mumbai


Asia Capital Limited
CIN: L65993MH1983PLC342502
Registered Office : 203, Aziz Avenue, CTS-1381, Near Railway Crossing Vallabhbhai Patel Road,

Vile Parle (W), Mumbai-400 056 Phone: 022-26100787/ 801/ 802
Email: asiaticaplimited@gmail.com Website: www.asiaticapl.in

Statement of Standalone Un-audited Financial Results
for the Quarter ended June 30, 2020

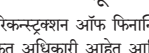
		Amount in Rupees		
Sr. No.	Particulars	Quarter Ended	Year Ended	Quarter Ended
		30-06-2020	31-03-2020	30-06-2019
		Unaudited	Audited	Unaudited
1.	Total Income from operations	12,87,581	46,70,015	11,14,331
2.	Net Profit/(Loss) for the period (Before Tax, Exceptional and/or Extraordinary items)	7,76,928	31,67,061	5,96,772
3.	Net Profit/(Loss) for the period before tax (after Exceptional and/or Extraordinary items)	7,76,928	31,67,061	5,96,772
4.	Net Profit/(Loss) for the period after tax (after Exceptional and/or Extraordinary items)	5,69,313	23,35,742	4,11,651
5.	Total Comprehensive Income for the period (Comprising Profit/(Loss) for the period (after tax) and other Comprehensive Income (after tax))	5,69,313	23,35,742	4,11,651
6.	Paid up Equity Share Capital	3,09,20,000	3,09,20,000	3,09,20,000
7.	Reserves (excluding Revaluation Reserve) as shown in the Audited Balance Sheet of the previous year	1,03,85,070	98,11,881	78,98,156
8.	Net Worth	4,13,05,070	4,07,31,881	3,88,18,156
9.	Earnings Per Share (of Rs. 10/- each) (for continuing and discontinued operations)			
1.	Basic:	0.18	0.76	0.13
2.	Diluted:	0.18	0.76	0.13

Note:
The above is an extract of the detailed format of Quarterly Un-audited Financial Results filed with the Stock Exchanges under Regulation 33 of the SEBI (Listing Obligations and Disclosure Requirements) Regulations, 2015. The full formats of the Quarterly Audited Financial Results are available on the Stock Exchange websites: www.bseindia.com and Company's website: https://www.asiacapital.in/quarterly_reports.php



केनरा बँक

Canara Bank



सिन्डिकेट बँक

Syndicate Bank

केनरा बँक - दुकान क्र.१ व ३, एस-५, जहांगीर टॉवर, शांती पार्क, मिरा रोड (पूर्व), जिल्हा ठाणे-४०११०७.

ताबा सूचना

ज्याअर्थी, खालील स्वाक्षरीकर्ता हे सिस्क्रुटीटायपिंगेशन अँड रिक्स्ट्रक्शन ऑफ फिन्सिशियल असेट्स अँड एनफोर्सेमेंट रूल्स, सिस्क्रुटीट इंडोरेटर अँड २००२ (कायदा ५४/२००२) अंतर्गत **केनरा बँक**चे प्राधिकृत अधिकारी आहेत आणि सिस्क्रुटीट इंडोरेटर (एफफोर्सेमेंट) ऑफ, २००२ (अधिनियम ५४) च्या नियम ३ सहाय्यात कलम १३(१) अन्वये असलेल्या अधिकाऱांतर्गत त्यांनी खाली नमुद केलेल्या ताखेला विवरीत केलेल्या मागणी सूचनेमुळे खाली नमुद केलेल्या कर्जदारांना सदर सूचना प्राप्त ताखेपुसामुळे ६० दिवसांच्या आत सदर मागणी सूचनेत नमुद केलेली रक्कम अधिक त्यावर्षी त्यावर्षी तसेच प्रासंगिक खर्च, बँक शुल्क इत्यादी जमा करण्यास सांगण्यात आले होते.

कर्जदार/हमीदार/ताणकर्ता हे वर नमुद केलेली रक्कम भाग्य्यास असमर्थ ठरले असून कर्जदार/हमीदार/ताणकर्ता व सर्वसामान्य जनतेस येथे सूचित करण्यात येत आहे की, खालील स्वाक्षरीकर्त्यांनी सदर कायद्याच्या कलम १३ चे उपकलम (४) सहाय्यात सिस्क्रुटीट इंडोरेटर (एफफोर्सेमेंट) रूल्स, २००२ च्या नियम ८ व ९ अन्वये त्यांना प्राप्त असलेल्या अधिकाऱांतर्गत खाली नमुद केलेल्या मालमतेच्या **ताबा** घेतलेला आहे.

कर्जदारांचे लक्ष घेण्यात येत आहे की, प्रतिभूत मालमत्ता सोडवून घेण्यासाठी उपलब्ध वेळेअंर्धर्मात कायद्याच्या कलम १३ चे उपकलम (८) तत्तुद आहे.

विशेषतः कर्जदार/हमीदार/ताणकर्ता आणि सर्वसामान्य जनतेस येथे सावध करण्यात येते की, सदर मालमतेसह कोणताही व्यवहार करू नये असे नमूद मालमतेस व्यवहार केलेला असल्यास त्यांनी **केनरा बँक** यांच्या खाली नमुद केलेल्या शाखांकडे सुपुर्ण रक्कम आणि त्यावर्षी त्यावर्षी खर्च बी रक्कम जमा करावी.

कर्जदार/जातिमत्तदाराचे नाव व शाखा	ताबा तारीख	थकबाकी रक्कम व मागणी सूचना तारीख	प्रतिभूत मालमतेचे वर्णन
श्री. विष्णु राजाराम बागवे, सतोष शांताराम परब, सोनाली व्ही. बागवे	०८.०९.२०२०	मागणी सूचना दिनांक ०२.०३.२०२० रोजी देय रु.४,३८,७७३.६२	फ्लॅट क्र.६-बी-४०५, ४था मजला, क्षेत्रफळ ४६.४६ चौ. मीटर अल्प क्षेत्र, इमारत क्र.६, कृष्णस्थळ केलाको-आंफोर्सी होमिंग सोसायटी लि. म्हणून ज्ञात, कृष्णस्थळ होमिंग कॉम्प्लेक्स मिरा रोड (पूर्व), ठाणे-४०११०४. सर्व्हे क्र.३२, हिस्सा क्र.५५ मिरा रोड, तालुका व जिल्हा ठाणे येथील ती. विष्णु राजाराम बागवे यांच्या खाली जागा.
आययन पॉल क्वॉड्रोस, श्रीमती केविथी मेनन, श्री. केविथी मिससोको	०८.०९.२०२०	मागणी सूचना दिनांक २४.०१.२०२० रोजी देय रु.३१,२४,०३८.८५	फ्लॅट क्र.५०४, ई विंग, विंग (टायर्स २), ५वा मजला, इमारत क्र.२, विनय युनिक हाईस्टेड, सेक्टर ३, गाव डोंगर, जुना नारांगी, ता. वसई, जि. ठाणे येथील श्रीमती श्रीदेवी मेनन, केविथ मिससोको यांच्या मालकीची जागा.

दिनांक : ०८.०९.२०२०

ठिकाण : मिरा रोड

प्राधिकृत अधिकारी

केनरा बँक

QUEST SOFTECH (INDIA) LIMITED
CIN: L72200MH2000PLC125359

Regd. Office: C-75/76, 7th Floor, Plot No-224, C Wing, Mittal Court, Jammalal Bajaj Marg, Nariman Point, Mumbai 400021.
Tel: 022-68651155/1166 Fax: 022-61798045 **Email:** info@questprofin.co.in **Website :** www.questsofttech.co.in

UNAUDITED FINANCIAL RESULTS FOR THE QUARTER ENDED JUNE 30, 2020
(Rupees in Lakhs, except per share data)

Sr. No.	Particulars	Quarter ended June 30, 2020	Quarter ended March 31, 2020	Quarter ended June 30, 2019	Year ended March 31, 2020
		Unaudited	Audited	Unaudited	Audited
1.	Total income from operations	-	6.00	-	6.00
2.	Net Profit/(Loss) for the period (before tax and exceptional items)	(2.60)	2.84	(2.11)	(5.19)
3.	Net Profit/(Loss) for the period before tax (after exceptional items)	(2.60)	2.84	(2.11)	(5.19)
4.	Net Profit/(Loss) for the period after tax (after exceptional items)	(1.95)	(0.13)	(2.65)	(5.19)
5.	Total comprehensive income for the period	(1.95)	(0.13)	(2.65)	(5.19)
6.	Paid up Equity Share Capital (Face Value of Rs. 10/- each)	1000.00	1000.00	1000.00	1000.00
7.	Earning Per Share (EPS)				
	- Basic	(0.019)	(0.0013)	(0.027)	(0.05)
	- Diluted	(0.019)	(0.0013)	(0.027)	(0.05)

Notes:

1. The above financial results have been reviewed by the Audited Committee and approved by the Board of Directors at its meeting on September 15, 2020.
2. The above extract of the detailed format for Quarterly Financial Results filed with the Stock Exchange under Regulations 33 of the Securities and Exchange Board of India (Listing Obligations and Disclosure Requirements) Regulations, 2015. Detailed Quarterly Financial Results in the prescribed format is available on the website of the Stock Exchange (<http://www.bseindia.com>) and the Company's website (<http://www.mrfbank.co.in>).

Place : Mumbai
Dated : September 15, 2020

Rajkamal Synthetics Limited					
CIN: L45100MH1981PLC024344					
Address: 411, Atlanta Estate Premises Co. Op. Society Limited, G. M. Link Road, Goregaon (East), Mumbai, Maharashtra, 400063.					
Tel: 022-40236226 / 40046011; Fax: 022-23805870;					
Email: rajkamalsynthetics@gmail.com Website: www.rajkamalsynthetics.com					
UNAUDITED STANDALONE FINANCIAL RESULTS FOR THE QUARTER ENDED ON JUNE 30, 2020					
Sr. No.	Particulars	Figures for the Quarter ended on			Figures for the year ended on
		30-06-2020	31-03-2020	30-06-2019	31-03-2020
		Rs. In Lacs (Un-Audited)	Rs. In Lacs (Audited)	Rs. In Lacs (Un-Audited)	Rs. In Lacs (Audited)
1	INCOME FROM OPERATIONS				
	(a) Revenue from operations	-	3.32	0.08	5.91
	(b) Other Income	-	-	2.22	0.41
2	Total Income	0.00	3.32	2.30	6.32
	Expenses:				
	(a) Cost of Material Consumed	-	0.79	-	0.79
	(a) Purchase of Stock in Trade	-	7.34	-	9.29
	(b) Change in inventories of Finished Goods, WIP and Stock-in-trade	-	(6.42)	0.04	(4.64)
	(c) Employee Benefit Expense	-	(3.66)	2.16	2.26
	(d) Finance Cost	0.05	0.05	0.08	0.25
	(e) Depreciation and Amortization Expense	-	4.08	-	4.08
	(f) Other Administrative Expenses	0.44	5.92	5.87	25.27
	Total Expenses	0.49	8.10	8.15	37.30
3	Profit /(Loss) before Tax (1-2)	(0.49)	(4.78)	-5.85	-30.98
4	Tax Expenses				
	(a) Current Tax	0.00	0.00	0.00	-
	(b) Deferred Tax	-	-0.58	0.00	-0.58
5	Net Profit / (Loss) for the period (3-4)	(0.49)	(4.20)	(5.85)	(30.40)
6	Other Comprehensive Income	-	-	-	-
	Paid - Up equity share capital (Equity Share of Rs. 10/- each)	65.00	65.00	65.00	65.00
8	Earning per equity share (Rs.)				
	(1) Basic	(0.01)	(0.06)	(0.09)	(0.47)
	(2) Diluted	(0.01)	(0.06)	(0.09)	(0.47)

Notes:

1. The above Financial Results were reviewed by the Audit Committee and then approved by the Board of Directors at their respective meetings held on Sep 15, 2020.
2. The Results for the quarter ended June 30, 2020 are reviewed by the auditor of the Company in compliance with Regulation 33 of SEBI (Listing Obligations and Disclosure Requirements) Regulations, 2015.
3. Figures of Previous Year / Period have been regrouped/recast wherever necessary, in order to make them comparable.
4. The Company operates in Single Business Segment, therefore Segment reporting is not applicable to the Company. Business segment has been identified as separable primary segment taking into Account the organizational and internal reporting structure as well as evaluation of risk and return of the segment.
5. Investor Complaint for the quarter ended on June 30, 2020 : Opening - 0, Received - 0, Resolved - 0, Closing - 0.

For and on behalf of the Board of Directors of
Rajkamal Synthetics Limited
Ankur Ajmera
Managing Director
DIN: 07890715


Place: Jaipur
Date : 15/09/2020

SEYA INDUSTRIES LIMITED				
Regd. Office : T-14, MIDC, Tarapur, Boisar, Dist. Palghar - 401506				
☎ : corporate@seyain.in 🌐 : www.seya.in, CIN : L99999MH1990PLC058499				
EXTRACT OF STANDALONE UN-AUDITED FINANCIAL RESULTS FOR THE QUARTER ENDED 30-JUN-2020				
Particulars	Quarter ended			₹ in Lakhs
	30-Jun-20	31-Mar-19	30-Jun-19	31-Mar-20
	Limited Review	Limited Review	Limited Review	Audited
Total Income from Operations	722.00	2,294.90	9,817.39	25,819.52
Profit / (Loss) Before Tax (before Exceptional and / or Extraordinary items)	(411.36)	601.37	2,979.54	5,196.67
Profit / (Loss) Before Tax (after Exceptional and / or Extraordinary items)	(411.36)	601.37	2,979.54	5,196.67
Profit After Tax (After exceptional and/or Extraordinary Items)	(2,441.45)	409.47	2,335.10	4,701.97
Total Comprehensive Income for the period [Comprising Profit / (Loss) for the period (after tax) and other Comprehensive Income (after tax)]	(2,441.45)	408.92	2,335.05	4,699.76
Paid Up Equity share Capital (Face value ₹ 10 per share)	2,460.00	2,460.00	2,460.00	2,460.00
Earnings Per share (Face value ₹ 10 per share)				
a) Basic - ₹	(9.92)	1.66	9.49	19.10
b) Diluted - ₹	(9.19)	1.54	8.79	17.69

Note: The above is an extract of the detailed format of Results filed with Stock Exchange under Regulation 33 of the SEBI (Listing and Other Disclosure Requirement) Regulations, 2015. The full format of the Quarterly Financial Results are available on the websites of Stock Exchanges at www.bseindia.com & www.nseindia.com and also on Company's website at www.seya.in

By order of the Board
For Seya Industries Limited
Sd/-
Ashok G Rajani
Chairman and Managing Director
DIN: 01839535

Place: Mumbai
Date: September 15, 2020


Asian Star
 Perfection from within

एशियन स्टार कंपनी लिमिटेड

नोंदणीकृत कार्यालय : ११४-सी, मितल कोर्ट, नरिमन पॉइंट, मुंबई - ४०० ०२१.

ई-मेल : info@asianstargroup.com, वेबसाइट : www.asianstargroup.com

दूर.क्र. : + ९१ २२६२४४४१११, फॅक्स क्र. : + ९१ २२२२८४२४२७

सीआयएन : L36910MH1995PLC086017

दि. ३०.०६.२०२० रोजी संपलेल्या तिमाहीकरिताच्या अलेखापरिशीत
 वित्तीय निष्कर्षांच्या अहवालाचा सारांश (रु. लाखांत)

(रु. लाखांत)

अ.क्र.	तपशील	एकत्रित			
		तिमाहीअखेर		वर्षअखेर	
		३०.०६.२०२०	३१.०३.२०२०	३०.०६.२०१९	३१.०३.२०२०
		अलेखापरिशीत	अलेखापरिशीत	अलेखापरिशीत	लेखापरिशीत
१.	परिचालनातून एकूण उत्पन्न	१६,३६८.७५	७०,६३२.८७	८२,४१२.९९	३,०४,९०३.२८
२.	कालावधीकरिता (कर, अपवादालाक व/वा अतिविक्रेष बाबीपुर्व) निव्वळ नफा/ (तोटा)	६७.७३	७२१.५०	३,१६०.२४	७,७७५.०२
३.	करपुर्व कालावधीकरिता (अपवादालाक व/वा अतिविक्रेष बाबी/वा अनिर्णित व्याकरणात) निव्वळ नफा/ (तोटा) समाविष्ट.	६७.७३	७२५.३५	३,१६०.२४	७,७६१.४४
४.	करपण्यात कालावधीकरिता (अपवादालाक व/वा अतिविक्रेष बाबी/वा अनिर्णित व्याकरणात) निव्वळ नफा/ (तोटा) समाविष्ट.	२७.११	७४४.८८	२४८२.८२	६३३०.४२
५.	कालावधीकरिता एकूण सर्वसमावेशक उत्पन्न (कालावधीकरिता (करपण्यात) नफा/ (तोटा) व अन्य सर्वसमावेशक उत्पन्न (करपण्यात) यांचा समावेश.	२१.२२	५३३.३६	२,४५९.१४	५,८९२.१४
	ग्रेसअसे दर्शनी	मूल्या रु.१०/-	रु.१०/-	रु.१०/-	रु.१०/-
६.	समनास भांडवल	१,६००.६८	१,६००.६८	१,६००.६८	१,६००.६८
७.	राखीव (पुनर्मूल्यांकन राखीव वगळता) तस वर्गीया लेखापरिशीत ताळेवंदामध्ये दर्शविल्यानुसार)	१,६००.६८	१,६००.६८	१,६००.६८	१,६००.६८
८.	उत्पन्न प्रतिसेअर (ईपीएस) (प्रत्येकी रु. १०/-) अतिविक्रेष बाबीपुर्व (आवार्थिकीकृत)	०.१७	४.७२	१५.५१	३९.६१
	मूल्यात	०.१७	४.७२	१५.५१	३९.६१
	सौम्यीकृत	०.१७	४.७२	१५.५१	३९.६१
९.	उत्पन्न प्रतिसेअर (ईपीएस) (प्रत्येकी रु. १०/-) अतिविक्रेष बाबीपरिषात (आवार्थिकीकृत)	०.१७	४.७२	१५.५१	३९.६१
	मूल्यात	०.१७	४.७२	१५.५१	३९.६१
	सौम्यीकृत	०.१७	४.७२	१५.५१	३९.६१

		(र. लाखांत)	
		स्थायी	

अ. क्र.	तयरील	तिमातीअखर		वर्षअखर	
		३०.०६.२०२०	३१.०३.२०२०	३०.०६.२०१९	३१.०३.२०१९
		अलेखापरीक्षित	अलेखापरीक्षित	अलेखापरीक्षित	लेखापरीक्षित
१.	परिचालनातून एकूण उत्पन्न	₹ ३,८१८.४८	₹ ४,९९९.९९	₹ ५६,१०४.१५	₹ २,१६,१८३.७२
२.	कालावधीकरिता (कर, असावादात्मक व/वा अतिरिक्त वेदावीज/व) निव्वळ नफा/(तोटा)	₹ ४५.२३	(₹ २५.४२)	₹ १,९०७.६६	₹ ४,२१७.८१
३.	करपूर्व कालावधीकरिता (असावादात्मक व/वा अतिरिक्त वेदावीज/वा अनियंत्रित व्याजकरणात) निव्वळ नफा/(तोटा) समाविष्ट.	₹ ४५.२३	(₹ २५.४२)	₹ १,९०७.६६	₹ ४,२१७.८१
४.	करपर्यंत कालावधीकरिता (असावादात्मक व/वा अतिरिक्त वेदावीज/वा अनियंत्रित व्याजकरणात) निव्वळ नफा/(तोटा) समाविष्ट.	₹ ४५.६८	(₹ ३९.१७)	₹ ३,७९१.७३	₹ ७,७८८.७५
५.	कालावधीकरिता एकूण सर्वसाधारण उत्पन्न (कालावधीकरिता (करपर्यंत) नफा/(तोटा) व अन्य सर्वसाधारण उत्पन्न (करपर्यंत) यांचा समावेश.	₹ ४५.६८	(₹ २९१.६५)	₹ ३,७९१.७३	₹ ८,९०७.७५
६.	शेअर्सचे दरांनी	₹ १,६००.६८	₹ १,६००.६८	₹ १,६००.६८	₹ १,६००.६८
७.	समाधान भांडवल घालणे	₹ ७५,९०३.०३			
८.	राखीव (पुनर्मूल्यांकन राखीव बाळगून) गत वर्षाच्या लेखापरीक्षा ताळेबंदामध्ये दर्शविल्यानुसार				
९.	उत्पन्न प्रतिलेख (इंग्रिप्ले) (प्रत्येकी ₹ १०/-) अतिरिक्त वेदावीज/व (अवार्चिकीकृत)	०.१५	(२.४६)	८.५७	₹ १७.३०
१०.	मुलभूत सौम्यीकृत	०.१५	(२.४६)	८.५७	₹ १७.३०
११.	उत्पन्न प्रतिलेख (इंग्रिप्ले) (प्रत्येकी ₹ १०/-) अतिरिक्त वेदावीज/व (अवार्चिकीकृत)	०.१५	(२.४६)	८.५७	₹ १७.३०
१२.	मुलभूत सौम्यीकृत	०.१५	(२.४६)	८.५७	₹ १७.३०

टीपा :

१. वरील विवरण हे सेवा (सूची अनिवार्यता व विमोचन आवश्यकता) विनियमन, २०१५ च्या विनियमन ३३ अंतर्गत स्टॉक एक्सचेंजकडे दाखल करण्यात आलेल्या वित्तीय निष्कर्षांच्या विस्तृत प्रारूपचा सारांश आहे. हिमादी वित्तीय निष्कर्षांची संपूर्ण प्रारूप कंपनीची वेबसाइट www.asianstargroup.com वर तसेच स्टॉक एक्सचेंज वेबसाइट

[illegible]